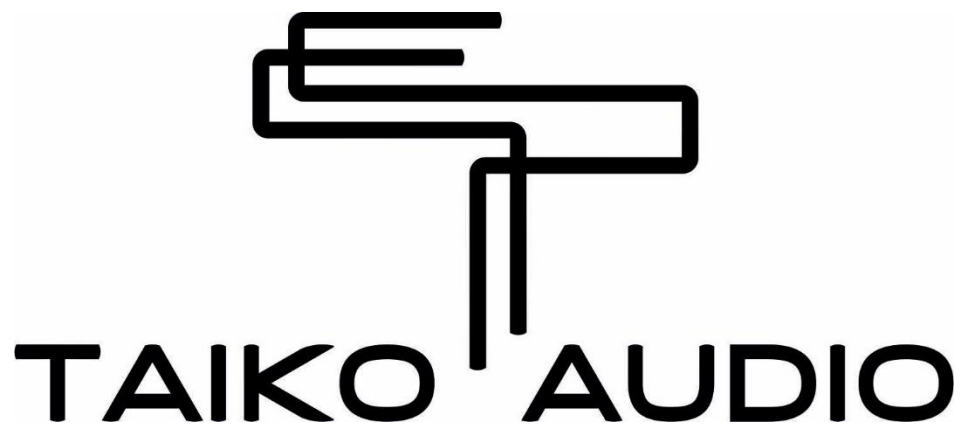



Manual for Upgrading Storage Extreme - Add Hardware



CAUTION:

Shutdown the extreme and disconnect mains before starting !!


Remove the cover from the Extreme



Remove this bolt

Pull out the storage card carefully, unlock the safety clip !

safety clip



Remove 4 black bolts



Remove the metal cover of the storage card


Place the new storage in one of the free slots
(if all slots are used, you need an extra Hyper M.2 Card)

Free storage slots




Place the bolt to lock the disk

bolt to lock the storage disk



Place the metal cover back

Place the storage card back into the slot



And you are all set.